

TANK MOUNT KITS

LOAD CELL TANK MOUNTS

CUTTING-EDGE TECHNOLOGY

Over 95 years of combined manufacturing experience

LOAD CELL TANK MOUNTS

B-TEK Scales, LLC offers a variety of load cell tank mount assemblies. Kits are available with gross capacities from 1,000 to 400,000 lb and are produced in zinc-plated tool steel, stainless steel, and hermetically-sealed stainless steel. Factory-mutual approved load cells can also be supplied. B-TEK's tank mount assemblies are constructed to provide the highest level of accuracy, repeatability, and long-life performance.

LCMT SERIES

- Per module capacities from 1,000 to 20,000 lb
- Epoxy painted carbon or stainless steel construction
- IP67-rated shear beam load cell with 20 ft cable
- Mount assembly is self-checking, self-centering, and has anti-tip protection

SETM SERIES

- Per module capacities from 500 to 10,000 lb
- Zinc-plated carbon or stainless steel construction
- IP67-rated shear beam load cell with 20 ft cable
- Mount assembly is self-checking and self-centering

DETM SERIES


- Per module capacities from 1,000 to 75,000 lb
- Zinc-plated carbon or stainless steel construction
- IP67-rated double ended load cell with 30 ft cable
- Mount assembly is self-checking and self-centering

EZTM SERIES

- Per module capacities from 5,000 to 150,000 lb
- Zinc-plated carbon or stainless steel construction
- IP67-rated double ended load cell with 30 ft cable
- Mount assembly is self-checking and self-centering


Applications

- Small tanks
- Hoppers
- Conveyors




Applications

- Small tanks
- Hoppers
- Conveyors
- Batching / blending systems




Applications

- Hoppers
- Tank
- Bins
- Material handling equipment where blending, mixing, and process control are required



Applications

- Hoppers
- Tank
- Bins
- Material handling equipment where blending, mixing, and process control are required



B-TEK Distributor

