

IQ Plus® 2100

Digital Bench Scale



IQ plus 2100 with attachment bracket



IQ plus 2100 with column



IQ plus 2100 with tilt stand

Standard Features

- NEMA Type 4X/IP66
- 304 stainless steel construction
- Large, bold 0.8 in light emitting diode (LED) display
- Status annunciators: lb, kg, oz, g, negative, motion, center of zero
- One full-duplex RS-232 port
- Two digital inputs for remote zero, print and units
- 12 in column, attachment bracket or tilt stand for table, wall or under counter mounting
- Aluminum, single-point load cell
- Overload and upload stops on scale base
- Stainless steel, non-tactile feel, piezo zero and units buttons
- Unit of measure: kg, gm, lb, oz, lb/oz (lb/oz is not Legal for Trade)
- PreVent™ breather vent

Approvals



Measurement
Canada
Approved

Specifications

Line Voltages:
115 or 230 VAC

Frequency:
50 or 60 Hz

Power Consumption:
70 mA at 115 VAC (8 W)
35 mA at 230 VAC (8 W)

Display Resolution:
10,000 dd

Digital Inputs:
Two inputs, TTL or switch closure, active-low

Serial Communications:
Full-duplex RS-232; 9600, 4800, 2400, 1200 bps;
seven or eight data bits; even, odd or no parity

Display:
Six-digit light emitting diode (LED) display
Seven-segment, 0.8 in (20 mm) digits

LED Annunciators:
Negative value, center of zero, motion, kg, g, lb, oz

Keypad:
Two stainless steel piezo switches

Operating Temperature:
14° F to 104° F (-10° C to 40° C)

Rating/Material:
NEMA Type 4X/IP66, stainless steel

Warranty:
Two-year limited warranty

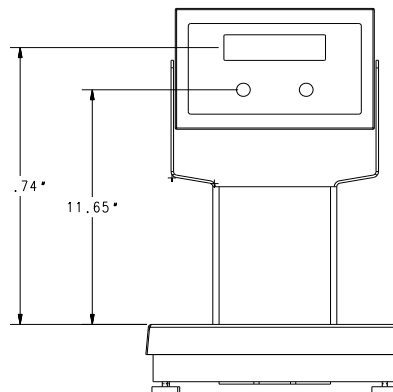
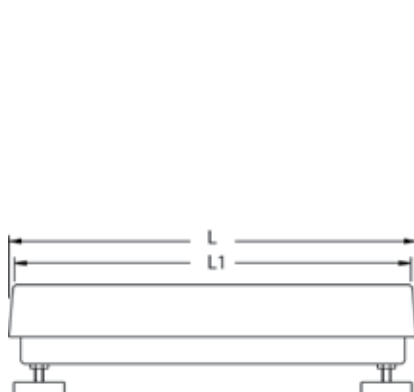
Approvals:
Indicator:
NTEP CC 00-045 Class III/IIIL 10,000 d
Measurement Canada AM-5374;
UL and C-UL listed

Base:
NTEP CC 95-072, Class III 5,000 d

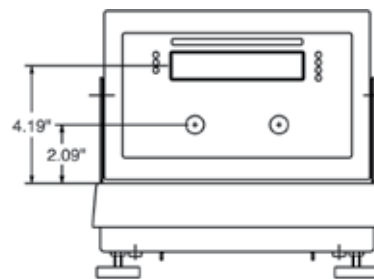
Dimensions

Platform Dimensions	L	L1
10 x 10 in (254 x 254 mm)	10.25 in (260.4 mm)	10 in (254 mm)
12 x 12 in (304.8 x 304.8 mm)	12.25 in (311.2 mm)	12 in (304.8 mm)

See BenchMark® Series—Stainless Steel for 12 x 18 in, 18 x 18 in, 18 x 24 in, and 24 x 24 in detailed platform dimensions



With 12 in column



With attachment bracket

Part Number/Price

Part #	Capacity	Platform Size*	Est. Weight	Price
IQ plus 2100 with tilt stand - 115 VAC				
63053†	5 lb x 0.001 lb (2.5 kg x 0.0005 kg) (2,500 g x 0.5 g) (80 oz x 0.02 oz)	10 x 10 in	23 lb	Consult
63052†	10 lb x 0.002 lb (5 kg x 0.001 kg) (5,000 g x 1 g) (160 oz x 0.05 oz)	10 x 10 in	23 lb	Consult
63051†	25 lb x 0.005 lb (10 kg x 0.002 kg) (10,000 g x 2 g) (400 oz x 0.10 oz)	10 x 10 in	23 lb	Consult
63050†	50 lb x 0.01 lb (25 kg x 0.005 kg) (25,000 g x 5 g) (800 oz x 0.20 oz)	12 x 12 in	26 lb	Consult
63049†	100 lb x 0.02 lb (50 kg x 0.01 kg) (50,000 g x 10 g) (1,600 oz x 0.50 oz)	12 x 12 in	26 lb	Consult
IQ plus 2100 with attachment bracket - 115 VAC				
63043†	5 lb x 0.001 lb (2.5 kg x 0.0005 kg) (2,500 g x 0.5 g) (80 oz x 0.02 oz)	10 x 10 in	23 lb	Consult
63042†	10 lb x 0.002 lb (5 kg x 0.001 kg) (5,000 g x 1 g) (160 oz x 0.05 oz)	10 x 10 in	23 lb	Consult
63041†	25 lb x 0.005 lb (10 kg x 0.002 kg) (10,000 g x 2 g) (400 oz x 0.10 oz)	10 x 10 in	23 lb	Consult
63040†	50 lb x 0.01 lb (25 kg x 0.005 kg) (25,000 g x 5 g) (800 oz x 0.20 oz)	12 x 12 in	26 lb	Consult
63039†	100 lb x 0.02 lb (50 kg x 0.01 kg) (50,000 g x 10 g) (1,600 oz x 0.50 oz)	12 x 12 in	26 lb	Consult
IQ plus 2100 with 12 in column - 115 VAC				
63048†	5 lb x 0.001 lb (2.5 kg x 0.0005 kg) (2,500 g x 0.5 g) (80 oz x 0.02 oz)	10 x 10 in	25 lb	Consult
63047†	10 lb x 0.002 lb (5 kg x 0.001 kg) (5,000 g x 1 g) (160 oz x 0.05 oz)	10 x 10 in	25 lb	Consult
63046†	25 lb x 0.005 lb (10 kg x 0.002 kg) (10,000 g x 2 g) (400 oz x 0.10 oz)	10 x 10 in	25 lb	Consult
63045†	50 lb x 0.01 lb (25 kg x 0.005 kg) (25,000 g x 5 g) (800 oz x 0.20 oz)	12 x 12 in	28 lb	Consult
63044†	100 lb x 0.02 lb (50 kg x 0.01 kg) (50,000 g x 10 g) (1,600 oz x 0.50 oz)	12 x 12 in	28 lb	Consult
IQ plus 2100 with 12 in column - 230 VAC				
63063††	5 lb x 0.001 lb (2.5 kg x 0.0005 kg) (2,500 g x 0.5 g) (80 oz x 0.02 oz)	10 x 10 in	25 lb	Consult
63062††	10 lb x 0.002 lb (5 kg x 0.001 kg) (5,000 g x 1 g) (160 oz x 0.05 oz)	10 x 10 in	25 lb	Consult
63061††	25 lb x 0.005 lb (10 kg x 0.002 kg) (10,000 g x 2 g) (400 oz x 0.10 oz)	10 x 10 in	25 lb	Consult
63060††	50 lb x 0.01 lb (25 kg x 0.005 kg) (25,000 g x 5 g) (800 oz x 0.20 oz)	12 x 12 in	28 lb	Consult
63059††	100 lb x 0.02 lb (50 kg x 0.01 kg) (50,000 g x 10 g) (1,600 oz x 0.50 oz)	12 x 12 in	28 lb	Consult
IQ plus 2100 with 18 in column - 115 VAC				
72476†	50 lb x 0.01 lb (25 kg x 0.005 kg) (25,000 g x 5 g) (800 oz x 0.02 oz)	12 x 18 in	37 lb	Consult
72477†	100 lb x 0.02 lb (50 kg x 0.01 kg) (50,000 g x 10 g) (1,600 oz x 0.50 oz)	12 x 18 in	37 lb	Consult
72478†	50 lb x 0.01 lb (25 kg x 0.005 kg) (25,000 g x 5 g) (800 oz x 0.02 oz)	18 x 18 in	68 lb	Consult
72479†	150 lb x 0.05 lb (75 kg x 0.02 kg) (75,000 g x 20 g) (2,400 oz x 0.50 oz)	18 x 18 in	68 lb	Consult
72480†	300 lb x 0.1 lb (150 kg x 0.05 kg) (150,000 g x 50 g) (4,800 oz x 1 oz)	18 x 18 in	68 lb	Consult
72481†	500 lb x 0.1 lb (250 kg x 0.05 kg) (250,000 g x 50 g) (8,000 oz x 2 oz)	18 x 18 in	68 lb	Consult
72482†	50 lb x 0.01 lb (25 kg x 0.005 kg) (25,000 g x 5 g) (800 oz x 0.02 oz)	18 x 24 in	78 lb	Consult
72483†	150 lb x 0.05 lb (75 kg x 0.02 kg) (75,000 g x 20 g) (2,400 oz x 0.50 oz)	18 x 24 in	78 lb	Consult
72484†	300 lb x 0.1 lb (150 kg x 0.05 kg) (150,000 g x 50 g) (4,800 oz x 1 oz)	18 x 24 in	78 lb	Consult
72485†	500 lb x 0.1 lb (250 kg x 0.05 kg) (250,000 g x 50 g) (8,000 oz x 2 oz)	18 x 24 in	78 lb	Consult
72486†	1,000 lb x 0.2 lb (500 kg x 0.1 kg) (500,000 g x 100 g) (16,000 oz x 5 oz)	18 x 24 in	78 lb	Consult
72487†	150 lb x 0.05 lb (75 kg x 0.02 kg) (75,000 g x 20 g) (2,400 oz x 0.50 oz)	24 x 24 in	84 lb	Consult
72488†	300 lb x 0.1 lb (150 kg x 0.05 kg) (150,000 g x 50 g) (4,800 oz x 1 oz)	24 x 24 in	84 lb	Consult
72489†	500 lb x 0.1 lb (250 kg x 0.05 kg) (250,000 g x 50 g) (8,000 oz x 2 oz)	24 x 24 in	84 lb	Consult
72490†	1,000 lb x 0.2 lb (500 kg x 0.1 kg) (500,000 g x 100 g) (16,000 oz x 5 oz)	24 x 24 in	84 lb	Consult



Options/Accessories

Part #	Description	Price
N/A***	18 in column replacing standard 12 in column	Consult list price add on
53415	Additional operation manual	Consult

* To convert inches to millimeters: Multiply inch measurement by 25.4

*** Not recommended for use with scale bases smaller than 12 x 12 in